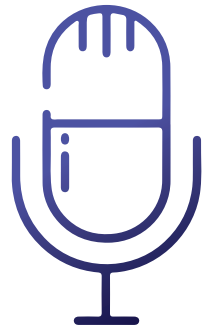


HOW TO RECORD AND UPLOAD

YOUR RECORDED PRESENTATION AND SLIDE?

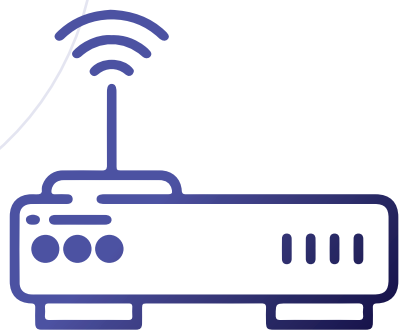
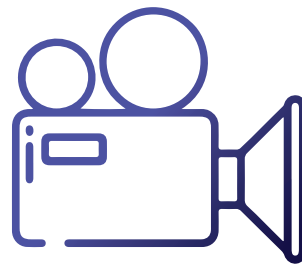


A

Please ensure your **voice is clear** and there is no background noise or music.

It is very important for you to limit your presentation duration to **10-15 min (max)**.

B



C

Please ensure you have a **stable** internet connection.

Prepare and upload a video of you presenting your slides. You may use your Microsoft Team, Zoom, Webex, PowerPoint for the recording.

D



E

Rename your video with the correct extended abstract ID (e.g., HPS001) and **upload your video** to colloquium Google Drive using the **video upload link** or **scan the QR code**.



(Click here to upload)



Finally, prepare and **upload the PowerPoint presentation slides** to colloquium Google Drive with the **similar extended abstract ID** as the recorded video file (e.g., HPS001) using the **slide upload link** or **scan the QR code**.

F



(Click here to upload)